



3. Teamcup *Event subtitle*  
Individual trampoline – Division 1 – Qualification

				S1	S2	S3	S4	S5	S6	S7	S8	S9	S10	L	A	E	D	H	Time	Total	Score
1.	LACHAVANNE Sébastien	Chêne Gymnastique Genève 1	2000	2 4	2 4	0 4	1 6	1 5	0 6	4 6	3 6	3 5	4 6	2 0	0 0	17.8 14.8	16.2 9.00	9.60	16.630 15.325	44.030 55.325	99.355
2.	PROGIN Simon	FSG Aigle- Alliance 1	1990	1 4	1 6	0 6	2 6	2 6	0 6	5 6	4 8	5 6	6 6	0 0	0 0	17.4 14.0	16.0 9.00	9.60	17.125 15.920	44.125 54.920	99.045
3.	BRUHIN Loan	Chêne Gymnastique Genève 1	2001	0 3	2 4	0 4	2 6	2 4	2 8	0 7	2 6	2 6	2 7	0 2	0 0	18.6 14.3	13.1 8.90	9.50	16.580 15.210	44.680 51.510	96.190
4.	RAYMOND Jimmy	TC Haut- Léman 1	1991	2 0	2 0	2 2	0 0	1 1	2 1	3 3	4 4	5 6	5 6	2 4	0 0	17.2 17.3	8.0 9.10	9.50	16.470 16.325	43.170 50.725	93.895
5.	WYSS Noa	TV Grenchen 1	2004	2 6	5 4	4 4	4 4	6 4	4 3	4 4	3 4	3 4	4 7	0 2	0 0	16.1 15.2	9.0 9.30	9.10	15.960 14.805	41.160 48.305	89.465
6.	TEOLDI Lisa	TV Liestal - NKL 1	2000	4 6	4 4	4 6	4 4	4 6	2 5	4 6	3 4	4 4	4 6	1 0	0 0	16.2 14.9	10.6 9.20	9.30	14.300 14.040	39.800 48.740	88.540
7.	GLASL Fiona	TV Grüningen/TV Maur	2002	2 5	4 4	2 6	3 7	6 6	4 4	4 6	3 4	4 6	4 4	2 4	0 0	16.2 14.4	9.1 9.30	9.40	15.160 14.740	40.760 47.540	88.300
8.	SCHALTEGGER Joris	TV Rüti 1	1994	3 4	4 2	4 4	4 4	4 4	4 5	6 6	6 6	4 6	4 4	0 2	0 0	15.7 15.3	7.8 9.50	9.60	15.310 14.890	40.610 47.490	88.100
9.	ZBINDEN Anja	TV Liestal - NKL 1	2004	0 4	2 4	2 4	4 4	4 4	4 2	4 4	2 4	2 4	4 6	0 0	0 0	17.2 16.0	8.4 9.20	9.20	13.920 13.880	40.320 47.480	87.800
10.	SIMON Adrian	TV Grenchen 1	1998	0 4	2 6	1 6	4 6	2 6	4 8	6 6	7 7	7 6	7 7	2 2	0 0	13.4 13.6	14.3 9.40	7.80	13.735 15.105	34.935 52.405	87.340
11.	KURMANN Larissa	TV Weisslingen/TV Mettmenstetten	2003	2 4	4 5	2 6	4 4	4 6	4 4	6 6	4 4	4 4	6 6	2 3	0 0	15.8 14.8	8.2 9.50	9.30	14.505 14.880	39.605 47.380	86.985
12.	GAFNER Jayan	Chêne Gymnastique Genève 1	2004	3 5	4 6	3 6	4 4	2 4	3 6	4 6	4 6	5 6	5 6	0 2	0 0	16.3 14.3	8.3 8.80	9.30	14.660 13.670	40.260 45.070	85.330
13.	HUNZIKER Sarah	TV Liestal - NKL 1	2002	4 4	6 4	4 4	3 5	4 6	4 6	4 6	3 5	6 5	4 6	2 1	0 0	15.6 14.8	7.8 9.20	8.70	14.535 14.005	38.835 45.805	84.640
14.	KÄFER Max	TV Liestal - NKL 2	2005	2 6	4 6	2 6	4 4	4 5	4 6	6 6	4 4	4 6	4 8	1 1	0 0	16.1 14.2	8.4 9.90	9.20	13.535 12.970	38.835 45.470	84.305
15.	BISSEL Benjamin	TC Haut- Léman 1	2000	3 4	4 4	4 4	4 4	5 4	6 4	4 6	4 4	8 6	6 4	1 2	0 0	15.1 15.4	4.5 9.50	9.40	14.770 14.885	39.270 44.285	83.555
16.	SCHAAD Ramona	TV Grenchen 1	2000	2 6	4 8	4 6	4 5	6 6	4 4	6 6	4 6	4 6	6 8	2 0	0 0	15.4 13.9	6.8 9.50	9.70	13.750 13.185	38.850 43.385	82.235
17.	FREUND Finnian	TV Grüningen/TV Maur	2004	3 8	6 7	5 8	4 8	6 7	4 6	6 7	5 6	6 7	6 9	1 3	0 0	14.8 12.4	9.1 9.30	9.40	13.810 13.350	38.010 44.150	82.160
18.	SCHMIDT Lucy	TV Rüti 1	2004	2 4	2 4	2 2	2 6	0 6	2 2	2 4	4 5	3 2	4 4	0 2	0 0	17.7 15.9	3.8 9.30	9.90	12.995 12.470	40.595 41.470	82.065
19.	MORET Lucie	Actigym FSG Ecublens 1	2005	4 6	3 5	4 6	4 4	2 4	6 4	6 6	5 4	3 4	6 6	2 2	0 0	15.5 14.9	7.8 9.00	9.60	12.690 12.465	37.790 44.165	81.955
20.	CURDY Aurélie	TC Haut- Léman 1	2000	4 6	2 6	7 6	6 4	6 4	5 4	5 6	4 4	6 4	9 5	20 0	0 0	12.6 15.1	8.1 9.30	8.70	14.165 13.975	35.465 46.475	81.940
21.	KURZ Siro	TV Liestal - NKL 2	2004	4 4	4 5	5 6	4 6	6 7	6 6	5 6	4 5	6 6	4 7	2 10	0 0	15.0 13.2	8.5 9.50	9.40	13.440 12.805	37.840 44.005	81.845
22.	KUHNI Justin	TV Liestal - NKL 2	2005	6 6	4 7	4 6	4 8	4 6	5 6	6 6	6 6	5 6	6 8	0 4	0 0	15.0 13.1	8.4 9.40	9.60	13.025 12.670	37.625 43.570	81.195
23.	ROLLIER Lenny	FSG Aigle- Alliance 1	2003	2 6	6 7	4 6	4 8	6 8	8 8	4 8	6 8	4 8	6 9	5 1	0 0	14.5 12.3	7.6 9.40	9.30	13.930 13.745	37.730 43.045	80.775
24.	MALHERBE Solène	Actigym FSG Ecublens 1	2001	2 2	3 8	2 3	2 4	4 6	2 2	2 4	3 2	1 2	4 4	4 20	0 0	17.1 14.3	2.9 9.30	9.60	13.525 13.020	40.225 39.520	79.745
25.	RIESEN Muriel	TV Rüti 1	2002	4 4	4 8	4 5	6 6	6 7	3 4	2 2	6 5	5 4	4 6	0 0	0 0	15.6 14.9	4.4 9.40	9.20	13.095 12.955	37.895 41.655	79.550
26.	ALLET Jean- Sébastien	TC Haut- Léman 1	2004	4 4	2 2	4 3	2 3	2 4	3 2	4 4	4 2	4 4	4 6	2 0	0 0	16.5 16.6	1.5 10.00	9.90	11.990 12.265	38.390 40.365	78.755

				S1	S2	S3	S4	S5	S6	S7	S8	S9	S10	L	A	E	D	H	Time	Total	Score	
27.	DIETZEL	Jamie	Actigym FSG Ecublens 1	1996	4 3	6 6	6 6	6 9	8 8	8 9	6 4	4 6	8 8	1 0	0 0	13.5 13.5		9.60 9.90	13.280 13.425	36.380 41.925	78.305	
28.	HUSSAIN	Sherin	FSG Aigle-Alliance 2	2004	4 4	6 8	6 6	3 6	2 6	2 8	2 6	2 5	8 8	1 0	0 0	15.9 13.7	5.1 4.9	9.60 9.10	12.390 11.835	37.890 39.535	77.425	
29.	BORLOZ	Nolwenn	FSG Aigle-Alliance 2	2006	4 4	6 4	2 2	4 4	6 4	6 6	4 4	6 6	6 7	0 2	0 0	15.0 15.1		9.50 9.70	11.810 11.745	36.310 40.745	77.055	
30.	SCHUMACHER	Anina	TV Rütli 1	2001	6 6	3 4	5 6	4 6	6 3	4 6	4 4	4 6	4 4	0 2	0 0	15.6 14.9	3.1 3.1	9.60 9.40	12.095 12.060	37.295 39.460	76.755	
31.	KURMANN	Jonas	TV Weisslingen/TV Mettmenstetten	2005	6 8	8 8	5 6	6 8	8 6	6 6	6 8	6 6	7 6	6 8	2 2	0 0	13.4 12.8	7.2 7.2	9.70 9.00	11.810 12.015	34.910 41.015	75.925
32.	MESCE	Léo	FSG Aigle-Alliance 2	2009	6 7	5 5	4 4	2 4	4 4	6 3	4 4	4 2	6 4	2 2	0 0	15.1 15.5	1.5 1.5	9.60 9.70	11.555 12.155	36.255 38.855	75.110	
33.	LOCHER	Elia	TV Liestal - NKL 2	2008	4 8	6 6	5 6	5 6	8 8	6 7	8 8	5 6	7 8	8 10	1 0	0 0	13.7 12.7	6.3 6.3	9.10 9.40	12.090 11.790	34.890 40.190	75.080
34.	ROUX	Manon	FSG Aigle-Alliance 2	2009	4 6	5 5	3 3	2 2	2 4	4 2	2 4	2 4	4 4	3 0	0 0	16.5 16.4	0.6 0.6	9.90 9.40	10.925 10.820	37.325 37.220	74.545	
35.	SALATI	Mirto	TV Weisslingen/TV Mettmenstetten	2008	5 6	4 4	6 4	7 6	4 8	4 5	6 6	6 8	5 5	6 6	20 3	0 0	12.7 13.9	3.3 3.3	9.40 9.50	11.545 11.725	33.645 38.425	72.070
36.	BITTERLI	Lavinia	TV Liestal - NKL 1	2004	2 2	2 2	2 4	3 4	3 5	4 4	4 1	2 2	5 5	0 0	0 0	17.2 8.3	4.7 4.7	9.50 4.60	14.785 7.250	41.485 24.850	66.335	
37.	ALBISETTI	Sonja	TV Grüningen/TV Maur	2008	8 9	8 6	6 6	8 9	6 6	6 6	8 8	8 8	8 9	10 10	2 0	0 0	12.2 11.3	1.3 1.3	9.30 8.60	9.335 8.450	30.835 29.650	60.485
38.	HUG	Fabio	TV Grenchen 1	1995	5 6	4 4	6 6	2 2	4 4	4 4	5 6	6 4	4 6	2 2	0 0	15.2 3.0	2.7 2.7	8.80 2.00	16.470 3.530	40.470 11.230	51.700	
39.	BORLOZ	Nathan	FSG Aigle-Alliance 1	2003	4 4	4 6	2 2	2 4	4 5	6 6	4 4	4 4	4 4	2 2	0 0	15.9 3.0	2.5 2.5	9.50 1.80	14.495 2.860	39.895 10.160	50.055	
40.	CORTHÉSY	Robin	Chêne Gymnastique Genève 1	2005	2 6	6 10	4 4	5 5	5 5	5 3	3 3	4 4	6 6	0 0	0 0	15.7 2.4	2.5 2.5	9.30 1.80	13.065 2.700	38.065 9.400	47.465	
41.	DIETZEL	Sally	Actigym FSG Ecublens 1	2002	2 8	2 2	2 2	3 3	4 4	6 6	2 2	1 1	3 6	2 2	0 0	16.7 1.2	1.5 1.5	9.30 0.80	14.285 1.495	40.285 4.995	45.280	

Generated by [sporttech.io](http://sporttech.io) official scoring system at Oct 21, 2017 7:07:23 PM. Live results at [www.sporttech.io/explore](http://www.sporttech.io/explore).



3. Teamcup *Event subtitle*  
Individual trampoline – Division 2 – Qualification

				S1	S2	S3	S4	S5	S6	S7	S8	S9	S10	L	A	E	D	H	Time	Total	Score
1.	ZBINDEN	Leonie	TV Liestal - NKL 3	2004	0 1 1 2	2 2 1 4	4 4 4 4	4 4 4 4	4 2 4 3	2 2 4 4	2 2 4 4	2 2 4 6	1 0 0 0	17.8 16.7			9.20 5.9	9.20	13.785 13.410	40.785 45.210	85.995
2.	PICHLER	Lia	TV Liestal - NKL 4	2006	1 2 4 4	2 2 6 6	4 4 6 6	3 4 6 4	4 4 8 8	4 1 8 8	2 2 6 6	3 0 6 6	0 0 0 0	17.4 14.2			9.60 9.4	9.30	13.415 12.660	40.415 45.560	85.975
3.	NIGRO	Antony	Chêne Gymnastique Genève 3	2000	2 2 6 5	2 2 6 6	3 3 6 6	6 5 6 6	5 6 8 5	6 2 8 5	4 4 6 7	4 1 7 2	0 0 0 0	16.3 13.7			9.60 7.8	9.50	14.255 13.830	40.155 44.830	84.985
4.	LEUENBERGER	Silvana	TV Liestal - NKL 3	2004	2 4 4 6	4 4 5 4	6 4 4 5	4 4 4 4	4 4 8 4	4 1 4 4	3 3 4 4	4 0 6 0	0 0 0 0	16.4 15.0			9.10 8.4	8.70	14.000 13.220	39.500 45.320	84.820
5.	MEURY	Fiona	TV Liestal - NKL 4	2005	2 4 4 4	0 4 4 4	4 4 4 4	2 5 6 6	4 4 6 4	4 4 4 4	4 4 4 6	4 0 2 0	0 0 0 0	16.8 15.1			9.50 7.8	9.40	13.220 12.260	39.520 44.560	84.080
6.	HUBER	Cynthia	TV Liestal 1	2001	2 2 1 3	2 2 4 4	2 2 4 4	2 2 4 2	4 4 6 4	4 4 6 3	7 7 5 6	7 3 6 0	0 0 0 0	16.3 16.2			10.00 4.4	9.80	13.775 13.410	40.075 43.810	83.885
7.	PALAZZO	Marco	Chêne Gymnastique Genève 3	2002	3 4 2 4	4 4 4 4	5 5 4 5	6 4 5 4	6 6 4 5	6 4 4 5	4 6 5 6	5 5 5 5	2 3 0 0	14.9 15.3			9.30 5.4	9.60	14.330 14.410	38.530 44.710	83.240
8.	JAUSSI	Miguel	Chêne Gymnastique Genève 3	2001	2 4 6 4	6 6 6 6	4 4 6 4	6 6 6 6	4 4 6 6	6 4 6 6	4 4 6 7	5 0 7 2	0 0 0 0	15.3 14.1			9.60 8.2	8.90	13.660 13.235	38.560 44.435	82.995
9.	FRADET	Célestin	Chêne Gymnastique Genève 2	2004	2 3 2 4	4 4 4 4	3 3 4 4	3 3 4 4	6 6 6 6	4 4 5 5	4 4 4 6	4 4 6 6	0 1 0 0	16.3 15.3			9.30 6.1	9.40	13.145 12.790	38.745 43.590	82.335
10.	HABEGGER	Sina	TV Liestal - NKL 3	2004	2 4 2 2	0 4 2 4	5 5 6 6	4 4 4 4	4 4 4 4	4 4 4 4	4 4 4 7	6 2 7 2	0 0 0 0	16.1 15.6			9.60 5.5	9.30	13.240 12.845	38.940 43.245	82.185
11.	FAVA	Alisia	TV Liestal 1	1999	4 2 5 4	6 4 4 4	4 4 4 4	4 4 4 4	4 4 4 4	6 4 2 4	4 4 4 4	4 0 0 0	0 0 0 0	15.8 16.1			9.60 4.6	9.80	13.135 13.015	38.535 43.515	82.050
12.	BERTHER	Pascal	STV Sursee	1999	3 4 2 3	4 4 4 4	6 3 4 3	5 4 6 4	4 6 4 4	6 4 4 4	5 6 6 6	6 2 2 0	0 0 0 0	15.1 15.6			9.60 3.5	9.80	14.270 14.170	38.970 43.070	82.040
13.	INGROSSO	Lucas	Chêne Gymnastique Genève 2	2004	2 2 4 4	2 2 3 3	2 2 3 4	4 4 4 4	4 4 4 4	4 3 4 3	5 4 4 5	4 0 0 0	0 0 0 0	16.8 16.2			9.90 2.2	9.80	13.635 13.340	40.335 41.540	81.875
14.	ILUNAMIEN	Eileen	TV Brütisellen/TV ZH-Aussersihl	2004	2 4 6 6	4 6 6 6	4 7 6 7	6 6 6 6	4 4 4 4	6 4 4 4	4 4 6 7	8 2 7 4	0 0 0 0	15.2 13.8			9.70 7.0	9.70	13.285 13.045	38.185 43.545	81.730
15.	HUNZIKER	Tom	TV Liestal - NKL 5	2006	4 4 4 3	2 2 2 4	4 4 4 4	3 4 4 4	4 4 4 4	6 4 4 3	4 4 4 4	6 0 4 0	0 0 0 0	15.9 16.4			9.30 4.2	9.90	12.870 12.830	38.070 43.330	81.400
16.	RAMSTEIN	Francesca	TV Liestal - NKL 4	2006	2 3 4 4	0 4 6 5	4 4 4 4	2 4 4 4	3 8 6 6	2 3 6 6	3 4 6 6	4 1 20 0	0 0 0 0	17.2 12.7			9.20 7.8	9.30	12.675 12.095	39.075 41.895	80.970
17.	BADER	Damien	Actigym FSG Ecublens 2	2005	4 4 4 4	4 4 3 4	4 4 4 4	5 2 4 2	3 4 4 4	2 4 5 4	4 4 6 6	6 4 0 0	0 0 0 0	15.6 16.0			9.80 3.5	9.60	13.170 12.865	38.570 41.965	80.535
18.	BURREN	Anouk	BTV Bern 1	2002	4 2 6 7	3 2 2 4	2 2 2 2	2 2 6 2	4 4 2 6	2 4 6 2	4 4 6 4	4 0 0 0	0 0 0 0	17.1 15.5			9.70 3.0	9.60	12.545 12.600	39.345 40.700	80.045
19.	CLOSUIT	Christopher	FSG Aigle- Alliance 3	1987	4 6 4 6	4 4 6 4	6 6 6 6	6 6 6 6	6 5 5 4	4 4 4 4	4 4 8 4	8 1 0 0	0 0 0 0	14.5 13.5			9.80 5.0	8.20	14.930 13.910	39.230 40.610	79.840
20.	TAUBERS	Luana	TV Grenchen 2	2003	4 4 6 6	4 6 6 6	4 6 6 5	4 5 6 6	4 4 8 8	4 4 8 8	4 6 6 8	6 0 0 0	0 0 0 0	15.6 13.5			9.50 5.9	9.10	13.220 12.885	38.320 41.385	79.705
21.	STRÄSSLE	Melanie	TV Rüti - ZTV	2006	3 6 4 6	4 5 6 5	4 4 6 5	5 4 5 8	4 4 6 6	4 6 6 6	4 6 6 6	6 0 2 0	0 0 0 0	15.4 14.2			9.20 5.5	9.00	13.315 12.950	37.915 41.650	79.565
22.	OBERHOLZER	Maxime	TC Haut- Léman 2	2001	4 2 4 2	4 2 2 4	4 4 2 4	5 3 4 4	5 5 4 4	5 4 4 4	4 6 4 4	7 3 4 3	0 0 0 0	15.1 16.4			9.60 1.5	9.90	13.690 13.335	38.390 41.135	79.525
23.	BERGER	Laora	Chêne Gymnastique Genève 2	2005	2 2 4 5	2 3 6 6	2 2 6 5	2 4 4 4	4 2 4 2	4 4 3 5	4 4 4 4	4 1 0 0	0 0 0 0	17.1 15.9			9.90 3.3	9.90	11.720 11.565	38.720 40.665	79.385
24.	GINOSA	Anthony	TC Haut- Léman 2	2001	4 4 4 4	5 4 4 6	5 6 6 6	4 4 6 4	4 4 4 4	4 4 5 4	4 5 4 4	5 0 20 0	0 0 0 0	15.7 13.3			9.60 2.8	9.30	14.460 14.225	39.760 39.625	79.385
25.	MARTIN	Nora	Actigym FSG Ecublens 2	2005	2 2 3 2	2 2 2 4	4 4 4 4	4 4 4 4	4 2 4 2	4 4 4 4	4 4 5 5	6 0 2 0	0 0 0 0	16.4 16.4			9.70 1.3	9.90	12.655 12.845	38.755 40.445	79.200
26.	MÜLLER	Tatjana	TV Liestal 1	1997	4 4 4 4	4 4 4 6	5 6 6 6	5 6 6 6	4 6 6 6	5 5 6 6	4 5 6 6	4 4 6 6	2 0 0 0	15.3 14.6			9.80 5.3	9.20	12.455 12.390	37.555 41.490	79.045

				S1	S2	S3	S4	S5	S6	S7	S8	S9	S10	L	A	E	D	H	Time	Total	Score	
27.	KATZ	Zachary	TC Haut-Léman 3	2004	3	2	2	3	3	2	4	4	4	6	0	0	16.7		9.80	12.430	38.930	78.930
					4	2	2	2	3	3	4	4	5	6	0	0	16.5	1.6	9.80	12.100	40.000	
28.	GISLER	Mia	TV Liestal - NKL 3	2006	2	4	2	4	4	4	2	2	6	0	0	16.6		9.30	11.550	37.450	78.660	
					4	4	4	4	4	6	5	6	6	7	1	0	14.9	5.5	9.50	11.310	41.210	
29.	BRUMM	Kilian	BTV Bern 1	2001	2	4	3	2	4	3	2	2	5	5	2	0	16.6		9.70	13.575	37.875	78.390
					4	2	4	2	4	3	5	7	6	8	3	0	15.2	-2.0	9.70	13.415	40.515	
																	2.2					
30.	STÜRMLIN	Aurelia	STV Sursee	2002	4	4	2	4	3	3	4	3	4	4	0	0	16.5		9.40	12.535	38.435	78.315
					4	4	4	6	5	6	4	3	4	6	0	0	15.4	2.4	9.80	12.280	39.880	
31.	MEURI	Leif	TV Brütisellen/TV ZH-Aussersihl	2007	3	4	4	4	6	8	6	6	5	6	1	0	14.7		8.90	12.760	36.360	78.305
					2	4	4	4	6	6	6	6	8	7	1	0	14.6	5.5	9.40	12.445	41.945	
32.	BESSION	Solène	FSG Aigle-Alliance 3	2006	3	2	2	3	4	4	4	5	2	4	0	0	16.7		10.00	11.390	38.090	78.060
					4	3	2	5	3	4	6	4	5	6	4	0	15.4	3.1	9.70	11.770	39.970	
33.	ZIEGLER	Sarah	TV Rüti 2	2000	6	4	4	2	4	3	3	4	5	6	0	0	15.9		9.80	12.715	38.415	77.950
					6	4	2	4	8	5	2	3	4	6	1	0	15.5	1.7	9.60	12.735	39.535	
34.	TONELLI	Melissa	TV Liestal 1	2005	3	5	2	4	2	2	6	4	5	6	0	0	16.1		9.70	11.920	37.720	77.940
					4	4	2	4	6	6	6	4	6	7	0	0	15.1	4.1	9.40	11.620	40.220	
35.	KYBURZ	Annouk	BTV Bern 1	2003	4	6	2	2	2	4	4	3	6	7	2	0	15.8		9.20	12.610	37.610	77.705
					6	6	6	4	4	2	6	4	3	8	0	0	15.1	3.0	9.50	12.495	40.095	
36.	BACHMANN	Tobias	BTV Bern 2	2002	4	4	5	4	4	4	4	4	6	6	1	0	15.4		9.70	13.175	38.275	77.450
					6	4	4	3	4	6	6	4	4	6	2	0	15.1	1.8	9.20	13.075	39.175	
37.	LISÉ	Roxane	TC Haut-Léman 4	1997	3	2	4	4	2	4	2	4	6	4	1	0	16.4		10.00	11.940	38.340	76.620
					5	6	4	4	4	4	4	4	7	8	3	0	14.7	2.8	9.50	11.280	38.280	
38.	PERUZZI	Louis	TC Haut-Léman 3	2003	2	2	4	2	4	4	4	4	4	4	2	0	16.4		9.90	12.450	38.750	75.960
					5	6	4	4	5	5	5	4	4	6	4	0	14.8	1.7	9.50	11.210	37.210	
39.	DALCHER	Alisha	TV Liestal 2	2006	3	4	2	3	4	5	6	4	6	5	1	0	15.7		9.50	11.210	36.410	75.880
					3	4	4	4	5	3	5	6	4	6	2	0	15.4	3.4	9.70	10.970	39.470	
40.	FÜGLISTALER	Moana	TV Rüti	2009	2	4	3	2	2	2	2	3	2	4	4	0	17.0		9.80	10.390	37.190	75.670
					2	2	4	2	1	2	2	2	2	4	2	0	17.5	0.6	9.90	10.480	38.480	
41.	WÜTHRICH	Celine	TV Grenchen 2	2001	4	3	4	3	4	2	6	4	4	6	0	0	16.0		9.40	11.680	37.080	75.450
					6	4	4	6	6	4	4	4	7	7	2	0	14.6	2.8	9.40	11.570	38.370	
42.	WÜTHRICH	Melanie	TV Liestal 2	2005	4	4	3	2	3	4	3	4	6	5	1	0	16.1		10.00	12.655	38.755	75.355
					6	6	6	6	6	7	8	6	8	7	2	0	13.2	3.2	9.20	11.000	36.600	
43.	PERUZZI	Luc	TC Haut-Léman 3	2006	4	4	4	4	4	4	4	4	6	8	2	0	15.2		9.60	12.005	36.805	74.990
					6	4	4	4	4	4	4	5	5	6	4	0	15.0	1.8	10.00	11.385	38.185	
44.	INGROSSO	Noélie	Chêne Gymnastique Genève 4	2008	2	4	2	2	4	2	4	3	2	4	2	0	16.9		9.90	11.000	37.800	74.865
					6	4	4	6	3	6	4	4	2	6	0	0	15.5	1.5	9.40	10.665	37.065	
45.	PATITZ	Charlotte	TV Rüti 2	2006	2	2	4	6	4	6	6	3	3	4	0	0	16.0		9.60	11.565	37.165	74.665
					2	3	4	6	6	5	6	4	5	4	4	0	15.1	1.0	9.80	11.600	37.500	
46.	FERREIRA BORGES	Mariana	FSG Aigle-Alliance	2004	4	4	5	4	4	3	3	4	6	6	3	0	15.4		9.70	11.470	36.570	74.255
					7	4	4	4	4	4	4	4	5	6	2	0	15.2	1.4	9.90	11.185	37.685	
47.	ALVAREZ	Naia	Chêne Gymnastique Genève 4	2006	3	4	2	2	4	3	3	4	5	6	2	0	16.2		9.60	11.125	36.925	74.155
					7	4	7	6	4	4	4	4	2	6	2	0	15.0	1.5	9.80	10.930	37.230	
48.	KOLLER	Lia	TV Grenchen 2	2005	2	4	4	4	4	4	4	4	6	5	0	0	15.9		9.90	11.130	36.930	73.880
					7	6	8	5	3	6	4	4	6	8	0	0	14.3	2.0	9.90	10.750	36.950	
49.	MARTIN	Mayane	Actigym FSG Ecublens 3	2004	4	5	3	3	4	3	3	2	4	6	2	0	16.1		9.60	10.360	36.060	73.465
					4	3	4	4	4	3	3	2	4	6	0	0	16.3	1.3	9.80	10.005	37.405	
50.	SCHALLER	Laura	FSG Aigle-Alliance 3	2003	3	2	2	2	2	2	4	4	2	6	2	0	16.9		9.90	12.905	39.705	72.870
					2	2	2	4	3	6	4	4			0	13.3	1.9	7.80	10.165	33.165		
51.	AMREIN	Mia	STV Sursee	2005	2	5	6	8	6	6	5	6	6	8	2	0	14.0		10.00	11.605	35.605	72.810
					2	5	4	4	4	6	4	6	8	6	2	0	14.9	0.9	10.00	11.405	37.205	
52.	MASSON	Tea	Actigym FSG Ecublens 2	2004	4	4	4	4	6	5	3	4	4	6	0	0	15.6		9.80	10.955	36.355	72.765
					4	4	2	6	6	5	8	8	7	9	0	0	14.1	1.9	9.90	10.510	36.410	
53.	HILDEBRAND	Svenja	STV Sursee	2006	4	4	4	4	4	4	4	4	6	6	1	0	15.5		9.80	11.220	36.520	72.450
					6	8	6	6	4	4	4	4	6	7	3	0	14.2	1.5	9.60	10.630	35.930	
54.	BIÉRI	Clément	TC Haut-Léman 2	2000	3	4	5	6	8	8	4	6	6		0	13.0		8.40	11.650	31.050	72.405	
					4	4	6	4	6	3	3	2	4	6	2	0	15.6	-2.0	9.70	13.255	41.355	
																	2.8					

				S1	S2	S3	S4	S5	S6	S7	S8	S9	S10	L	A	E	D	H	Time	Total	Score	
55.	ROOS	Livia	STV Sursee	2004	4	4	4	4	4	4	4	4	6	6	2	0	15.4		9.90	10.655	35.955	71.760
					8	4	5	7	4	6	6	4	5	8	3	0	14.0	1.7	9.80	10.305	35.805	
56.	FÜGLISTALER	Seraina	TV Rüti 2	2007	2	4	4	4	3	5	4	4	5	6	3	0	15.6		9.80	9.900	35.300	71.730
					4	4	3	4	3	6	4	4	6	4	0	0	15.8	0.8	9.80	10.030	36.430	
57.	RÖTHLISBERGER	Justin	TV Grenchen 2	2007	2	2	3	4	4	4	6	4	6	10	0	0	15.5		9.50	10.530	35.530	71.700
					6	8	8	9	4	4	4	4	6	10	3	0	13.4	3.5	9.30	9.970	36.170	
58.	BEYLI	Ena	BTV Bern 2	2005	2	4	4	2	2	4	3	4	4		0	15.1		8.70	10.665	34.465	71.380	
					5	4	4	3	6	5	4	4	3	8	20	0	13.4	1.8	9.80	11.915	36.915	
59.	KOCH	Elin	STV Sursee	2006	4	6	6	6	5	4	4	5	6	8	2	0	14.4		10.00	10.785	35.185	71.340
					4	4	6	5	6	4	6	4	6	8	1	0	14.6	0.9	10.00	10.655	36.155	
60.	BISCHOF	Saskia	TV Liestal - NKL 6	2007	3	4	6	2	4	6	4	4	6	4	0	0	15.7		9.40	9.830	34.930	71.185
					6	6	2	5	3	6	2	8	6	6	0	0	15.0	2.7	9.10	9.455	36.255	
61.	BLUM	Gabriel	TV Liestal 2	2008	6	4	4	4	4	4	5	4	6	6	0	0	15.3		9.90	10.475	35.675	71.125
					8	6	6	6	6	5	4	6	6	8	0	0	13.9	1.6	9.60	10.350	35.450	
62.	FROSIO	Elissa	BTV Bern 2	2003	4	4	4	4	4	6	4	7	6	8	2	0	14.7		9.70	11.465	35.865	70.880
					4	4	5	4	4	4	6	5	6	8	20	0	13.0	1.0	9.70	11.315	35.015	
63.	LÖFFEL	Paula	TV Liestal 2	2004	4	4	3	4	4	5	5	4	6		0	14.1		8.80	9.905	32.805	70.160	
					6	6	4	4	4	4	4	4	6	6	2	0	15.0	1.5	9.70	11.155	37.355	
64.	CARDARELLI	Nando	TV Grenchen 3	2006	5	6	4	6	8	8	8	6	7	8	20	0	11.4		9.20	11.380	31.980	69.850
					4	7	6	6	8	8	8	6	8	8	2	0	12.9	4.4	9.30	11.270	37.870	
65.	MARCHESI	Zora	TV Liestal - NKL 6	2007	6	2	6	5	6	7	4	4	6	4	0	0	15.0		9.70	9.245	33.945	69.465
					5	4	2	6	4	6	5	7	6	6	2	0	14.7	2.7	8.90	9.220	35.520	
66.	HALDY	Isabelle	TC Haut-Léman 4	1962	6	6	4	4	4	5	4	4	6		0	13.7		8.90	9.915	32.515	67.590	
					6	6	4	4	6	7	8	6	4	8	0	0	14.1	1.3	9.80	9.875	35.075	
67.	GYSI	Nicolas	BTV Bern	2008	4	4	5	6	6	6	6	6	7	6	4	0	14.0		9.90	10.385	32.285	66.770
					4	4	5	4	6	6	6	8	8	6	4	0	13.9	-2.0	9.80	10.485	34.485	
																	0.3					
68.	MEURI	Lien	TV Brütisellen/TV ZH-Aussersihl	2006	2	2	3	5	7	4	4	5	4	6	0	0	15.8		9.40	12.495	37.695	66.500
					2	4	5	7	6	10	10				0	9.6	4.0	6.60	8.605	28.805		
69.	STUDER	Julie	BTV Bern	2008	5	5	5	6	6	6	6	6	5	8	3	0	13.9		9.70	9.145	32.745	65.810
					6	6	6	6	6	7	6	6	6	7	2	0	13.6	0.6	9.80	9.065	33.065	
70.	DENNLER	Emilie	TV Grenchen 3	2009	4	6	4	4	6	7	8	6	6	5	0	0	14.4		9.80	10.180	34.380	65.655
					4	6	6	6	6	6	6	6	8		0	12.6	0.5	9.00	9.175	31.275		
71.	JAUN	Chiara	TV Liestal	2007	5	4	6	5	6	6	3	4	6	6	0	0	14.9		9.30	9.860	-2.0	64.450
					4	6	6	4	6	6	4	5	6	6	4	0	14.3	0.6	9.70	9.790	-2.0	→
																					32.060	
																					-2.0	→
																						32.390
72.	PRATI	Massimo	BTV Bern 1	1998	8	8	6	10	8	7	8				0	8.5		6.40	9.160	24.060	64.265	
					5	6	6	7	8	8	7	5	6	6	4	0	13.2	4.4	9.70	12.905	40.205	
73.	FLURY	Carmen	TV Liestal - NKL 6	2008	7	6	4	4	6	6	7	7	7		0	12.6		8.90	7.890	29.390	62.160	
					8	6	6	5	6	6	7	6	6	8	0	0	13.6	1.7	9.40	8.070	32.770	
74.	ZIERI	Savanna	Chêne Gymnastique Genève 4	2009	6	5	6	6	6	6	6	5	5	8	4	0	13.7		9.80	7.795	31.295	62.100
					6	8	6	6	7	6	7	6	7	10	4	0	12.7	0.6	9.70	7.805	30.805	
75.	DALCHER	Anouk	TV Liestal - NKL 4	2005	1	2	3	3	4	4	2	2	4	6	0	0	16.9		9.10	13.595	39.595	59.785
					4	6	8	9	10						0	6.3	4.1	4.20	5.590	20.190		
76.	SZABO	Bertalan	TV Liestal - NKL 5	2006	2	4	4	4	5	5	6	5	4	4	0	0	15.7		9.50	13.460	38.660	56.265
					2	4	6	8							0	6.0	2.5	3.70	5.405	17.605		
77.	STOCKER	Beoan	ZTV	2008	6	4	4	6	6	6	6	8	6	6	2	0	14.0		9.50	11.695	35.195	49.645
					4	5	6	7							0	5.8	0.4	3.70	4.550	14.450		
78.	CORTHÉSY	Raoul	TC Haut-Léman 2	2000	2	2	4	4	4	4	4	4	4	5	1	0	16.2		8.90	14.480	39.580	49.215
					4	4									0	3.2	1.6	1.80	3.035	9.635		
79.	WALDVOGEL	Natascha	TV Rüti 2	2009	3	4	7								0	4.6		2.90	2.665	10.165	45.645	
					2	4	4	4	2	4	4	4	4	5	0	0	16.3	0.6	9.90	8.680	35.480	
80.	OULEVEY	Daphnée	TC Haut-Léman 4	2001	4	4	4	4	4	6	6	6	6	5	2	0	14.9		9.60	12.100	36.600	44.445
					4	6									0	3.0	0.3	1.90	2.645	7.845		
81.	MERMOD	Laura	Chêne Gymnastique Genève 2	2006	1	2	1	1	2	3	4	4	4	4	0	0	17.4		9.80	11.805	39.005	42.955
					5										0	1.5	0.3	0.90	1.250	3.950		

					S1	S2	S3	S4	S5	S6	S7	S8	S9	S10	L	A	E	D	H	Time	Total	Score
82.	MATHYS	Leandro	TV Liestal - NKL 5	2005	4 7	6	4	6	6	6	6	4	4	7	2	0 0	14.5 1.3		1.3 1.00	9.00 1.310	13.090 4.910	36.590 41.500
83.	DÜERKOP	Antonia	BTV Bern 2	2005	4 6	4	5	2	4	6	4	4	5	4	0	0 0	15.8 1.4		0.6 1.00	9.40 1.155	11.560 4.155	36.760 40.915
84.	STANIC	Damjen	TC Haut- Léman 3	2006	4 8	6	6	4	4	4	4	6	8			0 0	13.4 1.2		8.60 0.90	9.685 0.995	31.685 3.595	35.280

Generated by [sporttech.io](http://sporttech.io) official scoring system at **Oct 21, 2017 1:36:51 PM**. Live results at [www.sporttech.io/explore](http://www.sporttech.io/explore).



3. Teamcup *Event subtitle*  
Individual trampoline – Division 1 – Team final

Team Score	S1	S2	S3	S4	S5	S6	S7	S8	S9	S10	L	A	E	D	H	Time	Total	Score				
1. 150.680 T9	Chêne Gymnastique Genève 1	LACHAVANNE Sébastien	2000	5	6	4	5	4	4	6	6	6	6	6	20	0	12.8	16.2	9.20	15.275	53.475	53.475
1. 150.680 T9	Chêne Gymnastique Genève 1	BRUHIN Loan	2001	4	4	4	2	4	5	4	6	4	6	0	0	15.7	12.9	8.90	15.225	52.725	52.725	
1. 150.680 T9	Chêne Gymnastique Genève 1	GAFNER Jayan	2004	8	6	6	7	8	6	6	6	6	9	2	0	13.0	9.0	9.00	13.480	44.480	44.480	
1. 150.680 T9	Chêne Gymnastique Genève 1	CORTHÉSY Robin	2005	6	8	8	8	6	6	6	6	6	8	4	0	12.8	8.9	9.20	12.855	43.755	43.755	
2. 148.975 T5	TV Grenchen 1	SIMON Adrian	1998	2	1	0	2	0	2	6	7	4	6	0	0	17.0	8.8	9.40	16.865	52.065	52.065	
2. 148.975 T5	TV Grenchen 1	HUG Fabio	1995	4	6	8	8	8	7	8	8	8	9	3	0	12.3	12.9	9.10	14.930	49.230	49.230	
2. 148.975 T5	TV Grenchen 1	WYSS Noa	2004	6	6	4	4	4	3	6	3	6	6	2	0	15.0	9.0	9.10	14.580	47.680	47.680	
2. 148.975 T5	TV Grenchen 1	SCHAAD Ramona	2000	6	8										0	2.6	2.1	1.90	2.720	9.320	9.320	
3. 132.310 T10	TV Rüti 1	SCHALTEGGER Joris	1994	4	6	6	5	4	5	6	6	4	4	4	0	14.6	7.8	9.60	15.140	47.140	47.140	
3. 132.310 T10	TV Rüti 1	RIESEN Muriel	2002	4	4	2	4	6	3	2	6	4	6	1	0	15.8	4.4	9.90	13.295	43.395	43.395	
3. 132.310 T10	TV Rüti 1	SCHMIDT Lucy	2004	2	4	2	4	6	2	4	6	2	6	2	0	16.0	3.8	9.40	12.575	41.775	41.775	
3. 132.310 T10	TV Rüti 1	SCHUMACHER Anina	2001	6	3	6	6	3	6	4	6	3	4	2	0	15.1	3.1	9.70	12.100	40.000	40.000	
4. 130.730 T2	TC Haut- Léman 1	CURDY Aurélie	2000	6	8	6	4	4	4	4	4	4	4	1	0	15.1	8.1	8.90	14.205	46.305	46.305	
4. 130.730 T2	TC Haut- Léman 1	BISSEL Benjamin	2000	2	4	3	4	4	6	4	4	4	6	0	0	15.9	4.4	9.20	14.920	44.420	44.420	
4. 130.730 T2	TC Haut- Léman 1	ALLET Jean- Sébastien	2004	4	4	4	2	2	2	4	4	4	6	0	0	16.4	1.5	9.80	12.305	40.005	40.005	
4. 130.730 T2	TC Haut- Léman 1	RAYMOND Jimmy	1991	5	4	6	6	5	7						0	8.7	9.2	5.40	9.485	32.785	32.785	
5. 113.080 T3	TV Liestal - NKL 1	TEOLDI Lisa	2000	6	4	7	6	8	8	6	4	4	6	2	0	13.9	10.6	9.10	13.585	47.185	47.185	
5. 113.080 T3	TV Liestal - NKL 1	BITTERLI Lavinia	2004	6	4	4	6	6	4	6	4	4	6	1	0	14.9	9.4	8.70	13.650	46.650	46.650	
5. 113.080 T3	TV Liestal - NKL 1	HUNZIKER Sarah	2002	4	4	4	6								0	6.2	3.6	3.60	5.845	19.245	19.245	
5. 113.080 T3	TV Liestal - NKL 1	ZBINDEN Anja	2004	8	6										0	2.6	1.9	2.60	4.070	11.170	11.170	

Generated by [sporttech.io](http://sporttech.io) official scoring system at Oct 21, 2017 8:40:50 PM. Live results at [www.sporttech.io/explore](http://www.sporttech.io/explore).



3. Teamcup *Event subtitle*  
Individual trampoline – Division 1 – Qualification

	Team Score					S1	S2	S3	S4	S5	S6	S7	S8	S9	S10	L	A	E	D	H	Time	Total	Score
1.	280.875	Chêne Gymnastique Genève 1	LACHAVANNE	Sébastien	2000	2 4	2 4	0 4	1 6	1 5	0 6	4 6	3 6	3 6	4 6	2 0	0 0	17.8 14.8		9.60 16.2 9.00	16.630 15.325	44.030 55.325	99.355
1.	280.875	Chêne Gymnastique Genève 1	BRUHIN	Loan	2001	0 3	2 4	0 4	2 6	2 4	2 8	0 7	2 6	2 6	2 7	0 2	0 0	18.6 14.3		9.50 13.1 8.90	16.580 15.210	44.680 51.510	96.190
1.	280.875	Chêne Gymnastique Genève 1	GAFNER	Jayan	2004	3 5	4 6	3 6	4 4	2 4	3 6	4 6	4 6	5 6	5 6	0 2	0 0	16.3 14.3		9.30 8.3 8.80	14.660 13.670	40.260 45.070	85.330
1.	280.875	Chêne Gymnastique Genève 1	CORTHÉSY	Robin	2005	2 6	6 10	4	5	5	5	3	3	4	6	0	0	15.7 2.4		9.30 2.5 1.80	13.065 2.700	38.065 9.400	47.465
2.	264.575	TV Grenchen 1	WYSS	Noa	2004	2 6	5 4	4 4	4 4	6 4	4 3	4 4	3 4	3 7	4 6	0 2	0 0	16.1 15.2		9.10 9.0 9.30	15.960 14.805	41.160 48.305	89.465
2.	264.575	TV Grenchen 1	SIMON	Adrian	1998	0 4	2 6	1 6	4 6	2 6	4 8	6 6	7 7				0	13.4 13.6		7.80 14.3 9.40	13.735 15.105	34.935 52.405	87.340
2.	264.575	TV Grenchen 1	SCHAAD	Ramona	2000	2 6	4 8	4 6	4 5	6 6	4 4	6 6	4 6	4 6	6 8	2 0	0 0	15.4 13.9		9.70 6.8 9.50	13.750 13.185	38.850 43.385	82.235
2.	264.575	TV Grenchen 1	HUG	Fabio	1995	5 6	4 4	6	2	4	4	5	6	4	6	2	0	15.2 3.0		8.80 2.7 2.00	16.470 3.530	40.470 11.230	51.700
3.	263.630	TV Liestal - NKL 1	TEOLDI	Lisa	2000	4 6	4 4	4 6	4 4	4 6	2 5	4 6	3 4	4 4	4 6	1 0	0	16.2 14.9		9.30 10.6 9.20	14.300 14.040	39.800 48.740	88.540
3.	263.630	TV Liestal - NKL 1	ZBINDEN	Anja	2004	0 4	2 4	2 4	4 4	4 4	4 2	4 4	2 4	2 4	4 6	0 0	0	17.2 16.0		9.20 8.4 9.20	13.920 13.880	40.320 47.480	87.800
3.	263.630	TV Liestal - NKL 1	HUNZIKER	Sarah	2002	4 4	6 4	4 4	3 5	4 6	4 6	4 6	3 5	6 5	4 6	2 1	0	15.6 14.8		8.70 7.8 9.20	14.535 14.005	38.835 45.805	84.640
3.	263.630	TV Liestal - NKL 1	BITTERLI	Lavinia	2004	2 2	2 2	2 4	3 4	3 5	4	4	1	2	5	0	0	17.2 8.3		9.50 4.7 4.60	14.785 7.250	41.485 24.850	66.335
4.	262.315	TC Haut- Léman 1	RAYMOND	Jimmy	1991	2 0	2 0	2 2	0 0	1 1	2 1	3 3	4 4	5 6	5 6	2 4	0	17.2 17.3		9.50 8.0 9.10	16.470 16.325	43.170 50.725	93.895
4.	262.315	TC Haut- Léman 1	BISSEL	Benjamin	2000	3 4	4 4	4 4	4 4	5 4	6 4	4 6	4 6	8 6	6 4	1 2	0	15.1 15.4		9.40 4.5 9.50	14.770 14.885	39.270 44.285	83.555
4.	262.315	TC Haut- Léman 1	CURDY	Aurélie	2000	4 6	2 6	7 6	6 4	6 4	5 4	5 6	4 4	6 4	9 5	20	0	12.6 15.1		8.70 8.1 9.30	14.165 13.975	35.465 46.475	81.940
4.	262.315	TC Haut- Léman 1	ALLET	Jean- Sébastien	2004	4 4	2 2	4 3	2 3	2 4	3 2	4 4	4 2	4 4	4 6	2	0	16.5 16.6		9.90 1.5 10.00	11.990 12.265	38.390 40.365	78.755
5.	249.715	TV Rüti 1	SCHALTEGGER	Joris	1994	3 4	4 2	4 4	4 4	4 4	4 5	6 6	6 6	4 6	4 4	0	0	15.7 15.3		9.60 7.8 9.50	15.310 14.890	40.610 47.490	88.100
5.	249.715	TV Rüti 1	SCHMIDT	Lucy	2004	2 4	2 4	2 2	2 6	0 6	2 6	2 4	4 5	3 2	4 4	0	0	17.7 15.9		9.90 3.8 9.30	12.995 12.470	40.595 41.470	82.065
5.	249.715	TV Rüti 1	RIESEN	Muriel	2002	4 4	4 8	4 5	6 6	6 7	3 4	2 2	6 5	5 4	4 6	0	0	15.6 14.9		9.20 4.4 9.40	13.095 12.955	37.895 41.655	79.550
5.	249.715	TV Rüti 1	SCHUMACHER	Anina	2001	6 6	3 4	5 6	4 6	6 3	4 6	4 4	4 6	4 4	4 4	0	0	15.6 14.9		9.60 3.1 9.40	12.095 12.060	37.295 39.460	76.755
6.	247.345	TV Liestal - NKL 2	KÄFER	Max	2005	2 6	4 6	2 6	4 4	4 5	4 6	6 6	4 4	4 6	4 8	1	0	16.1 14.2		9.20 8.4 9.90	13.535 12.970	38.835 45.470	84.305
6.	247.345	TV Liestal - NKL 2	KURZ	Siro	2004	4 4	4 5	5 6	4 6	6 7	6 6	5 6	4 5	6 6	4 7	2	0	15.0 13.2		9.40 8.5 9.50	13.440 12.805	37.840 44.005	81.845
6.	247.345	TV Liestal - NKL 2	KUHNI	Justin	2005	6 6	4 7	4 6	4 8	4 6	5 6	6 6	6 6	5 6	6 8	0	0	15.0 13.1		9.60 8.4 9.40	13.025 12.670	37.625 43.570	81.195
6.	247.345	TV Liestal - NKL 2	LOCHER	Elia	2008	4 8	6 6	5 6	5 6	8 8	6 7	8 8	5 6	7 8	8 10	1	0	13.7 12.7		9.10 6.3 9.40	12.090 11.790	34.890 40.190	75.080
7.	243.910	Actigym FSG Ecublens 1	MORET	Lucie	2005	4 6	3 5	4 6	4 4	2 4	6 4	6 6	5 4	3 4	6 6	2	0	15.5 14.9		9.60 7.8 9.00	12.690 12.465	37.790 44.165	81.955
7.	243.910	Actigym FSG Ecublens 1	MALHERBE	Solène	2001	2 2	3 8	2 3	2 4	4 6	2 2	2 4	3 2	1 2	4 4	4	0	17.1 14.3		9.60 2.9 9.30	13.525 13.020	40.225 39.520	79.745
7.	243.910	Actigym FSG Ecublens 1	DIETZEL	Jamie	1996	4 3	6 6	6 6	6 6	8 9	8 8	6 9	4 9	8 4	8 6	1	0	13.5 13.5		9.60 5.1 9.90	13.280 13.425	36.380 41.925	78.305
7.	243.910	Actigym FSG Ecublens 1	DIETZEL	Sally	2002	2 8	2	2	3	4	6	2	1	3	6	2	0	16.7 1.2		9.30 1.5 0.80	14.285 1.495	40.285 4.995	45.280



Team Score																			Time	Total	Score	
S1	S2	S3	S4	S5	S6	S7	S8	S9	S10	L	A	E	D	H								
8.	234.980	TV Weisslingen/TV Mettmenstetten	KURMANN Larissa	2003	2	4	2	4	4	4	6	4	4	6	2	0	15.8		9.30	14.505	39.605	86.985
T11					4	5	6	4	6	4	6	4	4	6	3	0	14.8	8.2	9.50	14.880	47.380	
8.	234.980	TV Weisslingen/TV Mettmenstetten	KURMANN Jonas	2005	6	8	5	6	8	6	6	6	7	6	2	0	13.4		9.70	11.810	34.910	75.925
T11					8	8	6	8	6	6	8	6	6	8	2	0	12.8	7.2	9.00	12.015	41.015	
8.	234.980	TV Weisslingen/TV Mettmenstetten	SALATI Mirto	2008	5	4	6	7	4	4	6	6	5	6	20	0	12.7		9.40	11.545	33.645	72.070
T11					6	4	4	6	8	5	6	8	5	6	3	0	13.9	3.3	9.50	11.725	38.425	
9.	230.945	TV Grüningen/TV Maur	GLASL Fiona	2002	2	4	2	3	6	4	4	3	4	4	2	0	16.2		9.40	15.160	40.760	88.300
T7					5	4	6	7	6	4	6	4	6	4	4	0	14.4	9.1	9.30	14.740	47.540	
9.	230.945	TV Grüningen/TV Maur	FREUND Finnian	2004	3	6	5	4	6	4	6	5	6	6	1	0	14.8		9.40	13.810	38.010	82.160
T7					8	7	8	8	7	6	7	6	7	9	3	0	12.4	9.1	9.30	13.350	44.150	
9.	230.945	TV Grüningen/TV Maur	ALBISETTI Sonja	2008	8	8	6	8	6	6	8	8	8	10	2	0	12.2		9.30	9.335	30.835	60.485
T7					9	6	6	9	6	6	8	8	9		0	11.3	1.3	8.60	8.450	29.650		
10.	230.660	FSG Aigle-Alliance 2	HUSSAIN Sherin	2004	4	6	6	3	2	2	2	2	5	8	1	0	15.9		9.60	12.390	37.890	77.425
T4					4	8	6	6	6	8	6	5	6	8	0	0	13.7	4.9	9.10	11.835	39.535	
10.	230.660	FSG Aigle-Alliance 2	BORLOZ Nolwenn	2006	4	6	2	4	6	6	6	4	6	6	0	0	15.0		9.50	11.810	36.310	77.055
T4					4	4	2	4	4	6	6	4	6	7	2	0	15.1	4.2	9.70	11.745	40.745	
10.	230.660	FSG Aigle-Alliance 2	MESCE Léo	2009	6	5	4	2	4	6	4	4	6	6	2	0	15.1		9.60	11.555	36.255	75.110
T4					7	5	4	4	4	3	4	2	4	6	2	0	15.5	1.5	9.70	12.155	38.855	
10.	230.660	FSG Aigle-Alliance 2	ROUX Manon	2009	4	5	3	2	2	4	2	2	4	4	3	0	16.5		9.90	10.925	37.325	74.545
T4					6	5	3	2	2	4	2	4	4	4	0	0	16.4	0.6	9.40	10.820	37.220	
11.	229.875	FSG Aigle-Alliance 1	PROGIN Simon	1990	1	1	0	2	2	0	5	4	5	6	0	0	17.4		9.60	17.125	44.125	99.045
T1					4	6	6	6	6	6	6	8	6	6	0	0	14.0	16.0	9.00	15.920	54.920	
11.	229.875	FSG Aigle-Alliance 1	ROLLIER Lenny	2003	2	6	4	4	6	8	4	6	4	6	5	0	14.5		9.30	13.930	37.730	80.775
T1					6	7	6	8	8	8	8	8	8	9	1	0	12.3	7.6	9.40	13.745	43.045	
11.	229.875	FSG Aigle-Alliance 1	BORLOZ Nathan	2003	4	4	2	2	4	5	6	4	4	4	2	0	15.9		9.50	14.495	39.895	50.055
T1					4	6									0	3.0	2.5	1.80	2.860	10.160		

Generated by [sporttech.io](http://sporttech.io) official scoring system at **Oct 21, 2017 7:07:23 PM**. Live results at [www.sporttech.io/explore](http://www.sporttech.io/explore).



3. Teamcup *Event subtitle*  
Individual trampoline – Division 2 – Team final

Team Score	S1	S2	S3	S4	S5	S6	S7	S8	S9	S10	L	A	E	D	H	Time	Total	Score				
1. 134.655 T1	TV Liestal - NKL 4	DALCHER	Anouk	2005	4	2	2	4	4	4	3	4	4	6	3	0	16.0	5.9	9.60	13.520	45.020	45.020
1. 134.655 T1	TV Liestal - NKL 4	MEURY	Fiona	2005	1	2	4	4	2	4	4	4	5	6	0	0	16.4	5.9	9.50	13.055	44.855	44.855
1. 134.655 T1	TV Liestal - NKL 4	PICHLER	Lia	2006	2	2	4	4	4	5	4	5	5	6	0	0	15.9	5.9	9.60	13.380	44.780	44.780
1. 134.655 T1	TV Liestal - NKL 4	RAMSTEIN	Francesca	2006	2	4	4	4	4	4	4	6	5	6	0	0	15.7	5.9	9.80	12.580	43.980	43.980
2. 133.095 T3	TV Liestal - NKL 3	ZBINDEN	Leonie	2004	6	4	6	7	7	4	6	5	6	6	0	0	14.3	9.3	8.90	12.955	45.455	45.455
2. 133.095 T3	TV Liestal - NKL 3	LEUENBERGER	Silvana	2004	2	2	4	4	4	6	4	4	4	6	2	0	15.8	5.9	9.40	13.945	45.045	45.045
2. 133.095 T3	TV Liestal - NKL 3	HABEGGER	Sina	2004	2	4	0	6	6	6	6	6	4	5	3	0	15.2	4.9	9.40	13.095	42.595	42.595
2. 133.095 T3	TV Liestal - NKL 3	GISLER	Mia	2006	3	3	4	6	6	6	8	7	6	7	0	0	14.4	6.1	9.40	11.545	41.445	41.445
3. 130.495 T19	Chêne Gymnastique Genève 3	NIGRO	Antony	2000	4	4	6	6	6	6	8	6	6	6	2	0	14.0	6.8	9.50	13.660	43.960	43.960
3. 130.495 T19	Chêne Gymnastique Genève 3	JAUSSI	Miguel	2001	5	5	6	6	4	7	6	5	6	6	20	0	12.4	8.2	9.50	13.585	43.685	43.685
3. 130.495 T19	Chêne Gymnastique Genève 3	PALAZZO	Marco	2002	6	7	7	6	6	6	4	5	6	6	0	0	14.1	5.6	9.40	13.750	42.850	42.850
4. 127.475 T4	TV Liestal 1	HUBER	Cynthia	2001	5	4	5	4	2	4	4	2	6	6	2	0	15.6	4.4	9.70	13.590	43.290	43.290
4. 127.475 T4	TV Liestal 1	FAVA	Alisia	1999	4	6	4	5	6	5	4	4	4	4	2	0	15.2	4.6	9.50	13.115	42.415	42.415
4. 127.475 T4	TV Liestal 1	MÜLLER	Tatjana	1997	3	6	4	4	6	6	6	6	6	6	3	0	14.4	5.3	9.50	12.570	41.770	41.770
4. 127.475 T4	TV Liestal 1	TONELLI	Melissa	2005	4	4	2	5	6	6	6	4	6	8	3	0	14.6	4.1	9.60	11.795	40.095	40.095
5. 127.340 T16	Chêne Gymnastique Genève 2	FRADET	Célestin	2004	2	4	4	4	2	6	4	4	4	6	0	0	16.0	6.1	9.40	13.320	44.820	44.820
5. 127.340 T16	Chêne Gymnastique Genève 2	INGROSSO	Lucas	2004	2	2	4	4	6	3	4	2	3	4	0	0	16.6	3.3	9.20	13.235	42.335	42.335
5. 127.340 T16	Chêne Gymnastique Genève 2	BERGER	Laora	2005	6	6	4	6	4	4	4	2	6	6	0	0	15.2	3.3	9.70	11.985	40.185	40.185
5. 127.340 T16	Chêne Gymnastique Genève 2	MERMOD	Laura	2006	2	2	3	1	2	3	2	4	7	7	2	0	16.5	1.5	9.70	11.490	39.190	39.190

Generated by [sporttech.io](http://sporttech.io) official scoring system at Oct 21, 2017 2:20:51 PM. Live results at [www.sporttech.io/explore](http://www.sporttech.io/explore).



3. Teamcup *Event subtitle*  
Individual trampoline – Division 2 – Qualification

	Team Score					S1	S2	S3	S4	S5	S6	S7	S8	S9	S10	L	A	E	D	H	Time	Total	Scor
1.	253.000	TV Liestal - NKL 3	ZBINDEN	Leonie	2004	0	1	2	2	4	4	2	2	2	2	1	0	17.8		9.20	13.785	40.785	85.9
T3						1	2	1	4	4	4	3	4	4	6	0	0	16.7	5.9	9.20	13.410	45.210	
1.	253.000	TV Liestal - NKL 3	LEUENBERGER	Silvana	2004	2	4	4	6	4	4	4	1	3	4	0	0	16.4		9.10	14.000	39.500	84.8
T3						4	6	5	4	5	4	8	4	4	6	0	0	15.0	8.4	8.70	13.220	45.320	
1.	253.000	TV Liestal - NKL 3	HABEGGER	Sina	2004	2	4	0	5	4	4	4	4	4	6	2	0	16.1		9.60	13.240	38.940	82.1
T3						2	2	4	5	6	4	4	4	4	7	2	0	15.6	5.5	9.30	12.845	43.245	
1.	253.000	TV Liestal - NKL 3	GISLER	Mia	2006	2	4	2	4	4	4	4	2	2	6	0	0	16.6		9.30	11.550	37.450	78.6
T3						4	4	4	4	4	6	5	6	6	7	1	0	14.9	5.5	9.50	11.310	41.210	
2.	251.545	TV Liestal - NKL 4	PICHLER	Lia	2006	1	2	2	4	3	4	4	1	2	3	0	0	17.4		9.60	13.415	40.415	85.9
T1						4	4	6	6	6	4	8	8	6	6	0	0	14.2	9.4	9.30	12.660	45.560	
2.	251.545	TV Liestal - NKL 4	MEURY	Fiona	2005	2	4	0	4	2	4	4	4	4	4	0	0	16.8		9.50	13.220	39.520	84.0
T1						4	4	4	4	5	6	6	4	4	6	2	0	15.1	7.8	9.40	12.260	44.560	
2.	251.545	TV Liestal - NKL 4	RAMSTEIN	Francesca	2006	2	3	0	4	4	2	3	2	3	4	1	0	17.2		9.20	12.675	39.075	80.9
T1						4	4	6	5	4	4	8	6	6	6	20	0	12.7	7.8	9.30	12.095	41.895	
2.	251.545	TV Liestal - NKL 4	DALCHER	Anouk	2005	1	2	3	3	4	4	2	2	4	6	0	0	16.9		9.10	13.595	39.595	59.7
T1						4	6	8	9	10							0	6.3	4.1	4.20	5.590	20.190	
3.	251.220	Chêne Gymnastique Genève 3	NIGRO	Antony	2000	2	2	2	3	6	5	6	2	4	4	1	0	16.3		9.60	14.255	40.155	84.9
T19						6	5	6	6	6	6	8	5	6	7	2	0	13.7	7.8	9.50	13.830	44.830	
3.	251.220	Chêne Gymnastique Genève 3	PALAZZO	Marco	2002	3	4	4	5	6	6	6	4	6	5	2	0	14.9		9.30	14.330	38.530	83.2
T19						2	4	4	5	4	5	4	5	6	5	3	0	15.3	5.4	9.60	14.410	44.710	
3.	251.220	Chêne Gymnastique Genève 3	JAUSSI	Miguel	2001	2	4	6	4	6	6	4	6	4	5	0	0	15.3		9.60	13.660	38.560	82.9
T19						6	4	6	6	4	6	6	6	6	7	2	0	14.1	8.2	8.90	13.235	44.435	
4.	245.145	TV Liestal 1	HUBER	Cynthia	2001	2	2	2	2	2	2	4	4	7	7	3	0	16.3		10.00	13.775	40.075	83.8
T4						1	3	4	4	2	4	6	3	5	6	0	0	16.2	4.4	9.80	13.410	43.810	
4.	245.145	TV Liestal 1	FAVA	Alisia	1999	4	2	6	4	4	4	6	4	4	4	0	0	15.8		9.60	13.135	38.535	82.0
T4						5	4	4	4	4	4	4	2	4	4	0	0	16.1	4.6	9.80	13.015	43.515	
4.	245.145	TV Liestal 1	MÜLLER	Tatjana	1997	4	4	4	5	5	4	5	4	6	4	2	0	15.3		9.80	12.455	37.555	79.0
T4						4	4	4	6	6	6	6	6	6	6	0	0	14.6	5.3	9.20	12.390	41.490	
4.	245.145	TV Liestal 1	TONELLI	Melissa	2005	3	5	2	4	2	2	6	4	5	6	0	0	16.1		9.70	11.920	37.720	77.9
T4						4	4	2	4	6	6	6	4	6	7	0	0	15.1	4.1	9.40	11.620	40.220	
5.	243.880	Chêne Gymnastique Genève 2	FRADET	Célestin	2004	2	3	4	3	3	6	4	4	4	4	0	0	16.3		9.30	13.145	38.745	82.3
T16						2	4	4	4	4	6	6	5	5	6	1	0	15.3	6.1	9.40	12.790	43.590	
5.	243.880	Chêne Gymnastique Genève 2	INGROSSO	Lucas	2004	2	2	2	2	4	4	4	3	5	4	0	0	16.8		9.90	13.635	40.335	81.8
T16						4	4	3	3	4	4	4	3	4	5	0	0	16.2	2.2	9.80	13.340	41.540	
5.	243.880	Chêne Gymnastique Genève 2	BERGER	Laora	2005	2	2	2	2	2	4	2	4	4	4	1	0	17.1		9.90	11.720	38.720	79.3
T16						4	5	3	6	5	4	2	3	5	4	0	0	15.9	3.3	9.90	11.565	40.665	
5.	243.880	Chêne Gymnastique Genève 2	MERMOD	Laura	2006	1	2	1	1	2	3	4	4	4	4	0	0	17.4		9.80	11.805	39.005	42.9
T16						5											0	1.5	0.3	0.90	1.250	3.950	
6.	239.845	TC Haut-Léman 2	OBERHOLZER	Maxime	2001	4	2	4	4	5	5	5	4	6	7	3	0	15.1		9.60	13.690	38.390	79.5
T10						4	2	2	4	2	3	4	4	4	4	3	0	16.4	1.5	9.90	13.335	41.135	
6.	239.845	TC Haut-Léman 2	GINOSA	Anthony	2001	4	4	5	5	4	4	4	4	4	5	0	0	15.7		9.60	14.460	39.760	79.3
T10						4	4	4	6	6	6	4	4	5	4	20	0	13.3	2.8	9.30	14.225	39.625	
6.	239.845	TC Haut-Léman 2	BIÉRI	Clément	2000	3	4	5	6	8	8	4	6	6			0	13.0		8.40	11.650	31.050	72.4
T10						4	4	6	4	6	3	3	2	4	6	2	0	15.6	-2.0	9.70	13.255	41.355	
																		2.8					
6.	239.845	TC Haut-Léman 2	CORTHÉSY	Raoul	2000	2	2	4	4	4	4	4	4	4	5	1	0	16.2		8.90	14.480	39.580	49.2
T10						4	4										0	3.2	1.6	1.80	3.035	9.635	
7.	236.250	BTV Bern 1	BURREN	Anouk	2002	4	2	3	2	2	2	4	2	4	4	0	0	17.1		9.70	12.545	39.345	80.0
T6						6	7	2	4	2	6	2	6	4	6	0	0	15.5	3.0	9.60	12.600	40.700	
7.	236.250	BTV Bern 1	BRUMM	Kilian	2001	2	4	3	2	4	3	2	2	5	5	2	0	16.6		9.70	13.575	37.875	78.3
T6						4	2	4	2	4	3	5	7	6	8	3	0	15.2	-2.0	9.70	13.415	40.515	
																		2.2					
7.	236.250	BTV Bern 1	KYBURZ	Annouk	2003	4	6	2	2	2	4	4	3	6	7	2	0	15.8		9.20	12.610	37.610	77.7
T6						6	6	6	4	4	2	6	4	3	8	0	0	15.1	3.0	9.50	12.495	40.095	









	Team Score					S1	S2	S3	S4	S5	S6	S7	S8	S9	S10	L	A	E	D	H	Time	Total	Scor
7.	236.250	BTV Bern 1	PRATI	Massimo	1998	8 5	8 6	6 6	10 7	8 8	7 8	8 7					0	8.5 13.2		6.40 9.70	9.160 12.905	24.060 40.205	64.2
T6																							
8.	233.515	STV Sursee	BERTHER	Pascal	1999	3 2	4 3	4 4	6 3	5 4	4 6	6 4	4 4	5 6	6 6	2 2	0	15.1 15.6		9.60 9.80	14.270 14.170	38.970 43.070	82.0
T11																							
8.	233.515	STV Sursee	STÜRMLIN	Aurelia	2002	4 4	4 4	2 4	4 6	3 5	3 6	4 4	3 3	4 4	4 6	0 0	0	16.5 15.4		9.40 9.80	12.535 12.280	38.435 39.880	78.3
T11																							
8.	233.515	STV Sursee	AMREIN	Mia	2005	2 2	5 5	6 4	8 4	6 4	6 6	5 4	6 6	8 8	6 6	2 2	0	14.0 14.9		10.00 10.00	11.605 11.405	35.605 37.205	72.8
T11																							
8.	233.515	STV Sursee	ROOS	Livia	2004	4 8	4 4	4 5	4 7	4 4	4 6	4 6	4 6	4 5	6 8	2 3	0	15.4 14.0		9.90 9.80	10.655 10.305	35.955 35.805	71.7
T11																							
9.	233.495	Actigym FSG Ecublens 2	BADER	Damien	2005	4 4	4 4	4 3	4 4	5 4	3 2	2 4	4 5	4 4	6 6	4 0	0	15.6 16.0		9.80 9.60	13.170 12.865	38.570 41.965	80.5
T15																							
9.	233.495	Actigym FSG Ecublens 2	MARTIN	Nora	2005	2 3	2 2	2 2	4 4	4 4	4 4	4 2	4 4	4 4	6 5	0 2	0	16.4 16.4		9.70 9.90	12.655 12.845	38.755 40.445	79.2
T15																							
9.	233.495	Actigym FSG Ecublens 3	MARTIN	Mayane	2004	4 4	5 3	3 4	3 4	4 4	3 3	3 3	2 2	4 4	6 6	2 0	0	16.1 16.3		9.60 9.80	10.360 10.005	36.060 37.405	73.4
T15																							
9.	233.495	Actigym FSG Ecublens 2	MASSON	Tea	2004	4 4	4 4	4 2	4 6	6 6	5 5	3 8	4 8	4 7	6 9	0 0	0	15.6 14.1		9.80 9.90	10.955 10.510	36.355 36.410	72.7
T15																							
10.	230.770	FSG Aigle-Alliance 3	CLOSUIT	Christopher	1987	4 4	6 6	4 4	6 6	6 6	6 6	6 5	4 4	4 4	8 8	1 0	0	14.5 13.5		9.80 8.20	14.930 13.910	39.230 40.610	79.8
T5																							
10.	230.770	FSG Aigle-Alliance 3	BESSON	Solène	2006	3 4	2 3	2 2	3 5	4 3	4 4	4 6	4 4	5 5	2 6	4 4	0	16.7 15.4		10.00 9.70	11.390 11.770	38.090 39.970	78.0
T5																							
10.	230.770	FSG Aigle-Alliance 3	SCHALLER	Laura	2003	3 2	2 2	2 2	2 4	2 3	2 6	4 4	4 4			2 0	0	16.9 13.3		9.90 7.80	12.905 10.165	39.705 33.165	72.8
T5																							
11.	229.880	TC Haut-Léman 3	KATZ	Zachary	2004	3 4	2 2	2 2	3 2	3 3	2 3	4 4	4 4	4 5	6 6	0 0	0	16.7 16.5		9.80 9.80	12.430 12.100	38.930 40.000	78.9
T8																							
11.	229.880	TC Haut-Léman 3	PERUZZI	Louis	2003	2 5	2 6	4 4	2 4	4 5	4 5	4 5	4 4	4 4	4 6	2 4	0	16.4 14.8		9.90 9.50	12.450 11.210	38.750 37.210	75.9
T8																							
11.	229.880	TC Haut-Léman 3	PERUZZI	Luc	2006	4 6	4 4	4 4	4 4	4 4	4 4	4 4	4 5	6 5	8 6	2 4	0	15.2 15.0		9.60 10.00	12.005 11.385	36.805 38.185	74.9
T8																							
11.	229.880	TC Haut-Léman 3	STANIC	Damjen	2006	4 8	6 6	6 6	4 4	4 4	4 4	4 4	6 6	8 8			0	13.4 1.2		8.60 0.90	9.685 0.995	31.685 3.595	35.2
T8																							
12.	229.035	TV Grenchen 2	TAUBERS	Luana	2003	4 6	4 6	4 6	4 6	4 5	6 6	4 8	4 8	4 6	6 8	0 0	0	15.6 13.5		9.50 9.10	13.220 12.885	38.320 41.385	79.7
T2																							
12.	229.035	TV Grenchen 2	WÜTHRICH	Celine	2001	4 6	3 4	4 4	3 6	4 6	2 4	6 4	4 4	4 7	6 7	0 2	0	16.0 14.6		9.40 9.40	11.680 11.570	37.080 38.370	75.4
T2																							
12.	229.035	TV Grenchen 2	KOLLER	Lia	2005	2 7	4 6	4 8	4 5	4 3	4 6	4 4	4 4	6 6	5 8	0 0	0	15.9 14.3		9.90 9.90	11.130 10.750	36.930 36.950	73.8
T2																							
12.	229.035	TV Grenchen 2	RÖTHLISBERGER	Justin	2007	2 6	2 8	3 8	4 9	4 4	4 4	6 4	4 4	6 6	10 10	0 3	0	15.5 13.4		9.50 9.30	10.530 9.970	35.530 36.170	71.7
T2																							
13.	226.535	TV Brütisellen/TV ZH-Aussersihl	ILUNAMIEN	Eileen	2004	2 6	4 6	4 6	4 7	6 6	4 6	6 4	4 4	4 6	8 7	2 4	0	15.2 13.8		9.70 9.70	13.285 13.045	38.185 43.545	81.7
T9																							
13.	226.535	TV Brütisellen/TV ZH-Aussersihl	MEURI	Leif	2007	3 2	4 4	4 4	4 4	6 6	8 6	6 6	6 6	5 8	6 7	1 1	0	14.7 14.6		8.90 9.40	12.760 12.445	36.360 41.945	78.3
T9																							
13.	226.535	TV Brütisellen/TV ZH-Aussersihl	MEURI	Lien	2006	2 2	2 4	3 5	5 7	7 6	4 10	4 10				0	0	15.8 9.6		9.40 6.60	12.495 8.605	37.695 28.805	66.5
T9																							
14.	224.345	TV Rüti 2	ZIEGLER	Sarah	2000	6 6	4 4	4 2	2 4	4 8	3 5	3 2	4 3	5 4	6 6	0 1	0	15.9 15.5		9.80 9.60	12.715 12.735	38.415 39.535	77.9
T22																							
14.	224.345	TV Rüti 2	PATITZ	Charlotte	2006	2 2	2 3	4 4	6 6	4 6	6 5	6 6	3 4	3 5	4 4	0 4	0	16.0 15.1		9.60 9.80	11.565 11.600	37.165 37.500	74.6
T22																							
14.	224.345	TV Rüti 2	FÜGLISTALER	Seraina	2007	2 4	4 4	4 3	4 4	3 3	5 6	4 4	4 4	5 6	6 4	3 0	0	15.6 15.8		9.80 9.80	9.900 10.030	35.300 36.430	71.7
T22																							
14.	224.345	TV Rüti 2	WALDVOGEL	Natascha	2009	3 2	4 4	7 4		2 4	4 4	4 4	4 4	5 5		0	0	4.6 16.3		2.90 9.90	2.665 8.680	10.165 35.480	45.6
T22																							
15.	224.265	TV Liestal 2	DALCHER	Alisha	2006	3 3	4 4	2 4	3 4	4 5	5 3	6 5	4 6	6 4	5 6	1 2	0	15.7 15.4		9.50 9.70	11.210 10.970	36.410 39.470	75.8
T18																							
15.	224.265	TV Liestal 2	WÜTHRICH	Melanie	2005	4 6	4 6	3 6	2 6	3 6	4 7	3 8	4 6	6 8	5 7	1 2	0	16.1 13.2		10.00 9.20	12.655 11.000	38.755 36.600	75.3
T18																							
15.	224.265	TV Liestal 2	BLUM	Gabriel	2008	6 8	4 6	4 6	4 6	4 6	4 5	5 4	4 6	6 6	6 8	0 0	0	15.3 13.9		9.90 9.60	10.475 10.350	35.675 35.450	71.1
T18																							
15.	224.265	TV Liestal 2	LÖFFEL	Paula	2004	4 6	4 6	3 4	4 4	4 4	5 4	5 4	4 4										

	Team Score					S1	S2	S3	S4	S5	S6	S7	S8	S9	S10	L	A	E	D	H	Time	Total	Scor
16.	222.005	BTV Bern 2	BACHMANN	Tobias	2002	4	4	5	4	4	4	4	4	6	6	1	0	15.4		9.70	13.175	38.275	77.4
T13						6	4	4	3	4	6	6	4	4	6	2	0	15.1	1.8	9.20	13.075	39.175	
16.	222.005	BTV Bern 2	BEYLI	Ena	2005	2	4	4	2	2	4	3	4	4			0	15.1		8.70	10.665	34.465	71.3
T13						5	4	4	3	6	5	4	4	3	8	20	0	13.4	1.8	9.80	11.915	36.915	
16.	222.005	BTV Bern 2	FROSIO	Elissa	2003	4	4	4	4	4	6	4	7	6	8	2	0	14.7		9.70	11.465	35.865	70.8
T13						4	4	5	4	4	4	6	5	6	8	20	0	13.0	1.0	9.70	11.315	35.015	
16.	222.005	BTV Bern 2	DÜERKOP	Antonia	2005	4	4	5	2	4	6	4	4	5	4	0	0	15.8		9.40	11.560	36.760	40.9
T13						6											0	1.4	0.6	1.00	1.155	4.155	
17.	211.120	Chêne Gymnastique Genève 4	INGROSSO	Noélie	2008	2	4	2	2	4	2	4	3	2	4	2	0	16.9		9.90	11.000	37.800	74.8
T23						6	4	4	6	3	6	4	4	2	6	0	0	15.5	1.5	9.40	10.665	37.065	
17.	211.120	Chêne Gymnastique Genève 4	ALVAREZ	Naia	2006	3	4	2	2	4	3	3	4	5	6	2	0	16.2		9.60	11.125	36.925	74.1
T23						7	4	7	6	4	4	4	4	2	6	2	0	15.0	1.5	9.80	10.930	37.230	
17.	211.120	Chêne Gymnastique Genève 4	ZIERI	Savanna	2009	6	5	6	6	6	6	6	5	5	8	4	0	13.7		9.80	7.795	31.295	62.1
T23						6	8	6	6	7	6	7	6	7	10	4	0	12.7	0.6	9.70	7.805	30.805	
18.	202.810	TV Liestal - NKL 6	BISCHOF	Saskia	2007	3	4	6	2	4	6	4	4	6	4	0	0	15.7		9.40	9.830	34.930	71.1
T17						6	6	2	5	3	6	2	8	6	6	0	0	15.0	2.7	9.10	9.455	36.255	
18.	202.810	TV Liestal - NKL 6	MARCHESI	Zora	2007	6	2	6	5	6	7	4	4	6	4	0	0	15.0		9.70	9.245	33.945	69.4
T17						5	4	2	6	4	6	5	7	6	6	2	0	14.7	2.7	8.90	9.220	35.520	
18.	202.810	TV Liestal - NKL 6	FLURY	Carmen	2008	7	6	4	4	6	6	7	7	7			0	12.6		8.90	7.890	29.390	62.1
T17						8	6	6	5	6	6	7	6	6	8	0	0	13.6	1.7	9.40	8.070	32.770	
19.	188.655	TC Haut- Léman 4	LISÉ	Roxane	1997	3	2	4	4	2	4	2	4	6	4	1	0	16.4		10.00	11.940	38.340	76.6
T14						5	6	4	4	4	4	4	4	7	8	3	0	14.7	2.8	9.50	11.280	38.280	
19.	188.655	TC Haut- Léman 4	HALDY	Isabelle	1962	6	6	4	4	4	5	4	4	6			0	13.7		8.90	9.915	32.515	67.5
T14						6	6	4	4	6	7	8	6	4	8	0	0	14.1	1.3	9.80	9.875	35.075	
19.	188.655	TC Haut- Léman 4	OULEVEY	Daphnée	2001	4	4	4	4	4	6	6	6	6	5	2	0	14.9		9.60	12.100	36.600	44.4
T14						4	6										0	3.0	0.3	1.90	2.645	7.845	
20.	179.165	TV Liestal - NKL 5	HUNZIKER	Tom	2006	4	4	2	4	3	4	6	4	4	6	0	0	15.9		9.30	12.870	38.070	81.4
T7						4	3	2	4	4	4	4	3	4	4	0	0	16.4	4.2	9.90	12.830	43.330	
20.	179.165	TV Liestal - NKL 5	SZABO	Bertalan	2006	2	4	4	4	5	5	6	5	4	4	0	0	15.7		9.50	13.460	38.660	56.2
T7						2	4	6	8								0	6.0	2.5	3.70	5.405	17.605	
20.	179.165	TV Liestal - NKL 5	MATHYS	Leandro	2005	4	6	4	6	6	6	6	4	4	7	2	0	14.5		9.00	13.090	36.590	41.5
T7						7											0	1.3	1.3	1.00	1.310	4.910	
21.	135.505	TV Grenchen 3	CARDARELLI	Nando	2006	5	6	4	6	8	8	8	6	7	8	20	0	11.4		9.20	11.380	31.980	69.8
T12						4	7	6	6	8	8	8	6	8	8	2	0	12.9	4.4	9.30	11.270	37.870	
21.	135.505	TV Grenchen 3	DENNLER	Emilie	2009	4	6	4	4	6	7	8	6	6	5	0	0	14.4		9.80	10.180	34.380	65.6
T12						4	6	6	6	6	6	6	6	8			0	12.6	0.5	9.00	9.175	31.275	

Generated by [sporttech.io](http://sporttech.io) official scoring system at **Oct 21, 2017 1:36:51 PM**. Live results at [www.sporttech.io/explore](http://www.sporttech.io/explore).











Juniorenländerkampf Schweiz-Deutschland *Event subtitle*  
 Individual trampoline – Jugendturner/innen – Final

			S1	S2	S3	S4	S5	S6	S7	S8	S9	S10	L	A	E	D	H	Time	Total	Score	
1.	LACHAVANNE Sébastien	 SUI	2000	4	6	4	5	4	4	6	6	6	6	20	0	12.9	16.2	9.20	15.275	53.575	53.575
2.	BRUHIN Loan	 SUI	2001	4	4	4	2	4	5	4	6	4	6	0	0	15.7	12.9	8.90	15.225	52.725	52.725
3.	RÖSLER Manuel	 GER	2002	4	4	4	4	6	5	4	5	6	8	0	0	15.0	12.2	9.20	15.080	51.480	51.480
4.	BUBNER Jacob	 GER	2002	6	4	6	4	4	5	4	6	5	7	2	0	14.7	11.5	9.50	15.250	50.950	50.950
5.	BUCHHOLZ Charmaine	 GER	2000	6	4	6	6	6	8	6	8	6	6	0	0	13.8	12.6	9.20	14.365	49.965	49.965
6.	TEOLDI Lisa	 SUI	2000	6	4	7	6	8	8	6	4	4	6	2	0	13.9	10.6	9.10	13.585	47.185	47.185
7.	DIETZEL Sally	 SUI	2002	6	6	7	7	7	8	6	6	6	6	2	0	13.3	9.7	8.90	13.745	45.645	45.645
8.	BAUMANN Isabel	 GER	2001	0	0	2	4	4	4						0	10.6	6.9	5.40	9.340	32.240	32.240

Generated by [sporttech.io](http://sporttech.io) official scoring system at **Sep 16, 2017 4:34:26 PM**. Live results at [www.sporttech.io/explore](http://www.sporttech.io/explore).



Juniorenländerkampf Schweiz-Deutschland *Event subtitle*  
 Individual trampoline – Jugendturner/innen – Qualification

				S1	S2	S3	S4	S5	S6	S7	S8	S9	S10	L	A	E	D	H	Time	Total	Score
1.	LACHAVANNE Sébastien	 SUI	2000	2 4	2 4	0 4	1 6	1 5	0 6	4 6	3 6	3 5	4 6	2 1	0 0	17.8 14.7		9.60 16.2 9.00	16.630 15.325	44.030 55.225	99.255
2.	BRUHIN Loan	 SUI	2001	0 3	2 4	0 4	2 6	2 4	2 8	0 7	2 6	2 6	2 7	0 2	0 0	18.6 14.3		9.50 13.1 8.90	16.580 15.210	44.680 51.510	96.190
3.	RÖSLER Manuel	 GER	2002	0 4	0 5	2 5	2 4	2 6	2 6	4 5	4 6	2 4	4 8	1 2	0 0	17.7 14.5		9.50 12.2 9.40	16.150 15.325	43.350 51.425	94.775
4.	BUBNER Jacob	 GER	2002	0 6	2 4	2 6	3 4	2 4	0 6	4 4	5 4	3 6	2 6	4 2	0 0	17.3 14.8		9.40 11.5 9.00	15.975 15.220	42.675 50.520	93.195
5.	BAUMANN Isabel	 GER	2001	0 0	1 1	0 3	2 6	2 6	2 6	2 3	4 4	4 3	4 4	0 2	0 0	17.9 16.2		9.50 9.0 9.00	15.875 15.355	43.275 49.555	92.830
6.	BUCHHOLZ Charmaine	 GER	2000	2 8	2 5	0 6	0 7	3 6	2 8	2 6	4 8	2 6	2 8	0 2	0 0	18.1 13.0		9.60 12.6 9.20	15.450 14.435	43.150 49.235	92.385
7.	TEOLDI Lisa	 SUI	2000	4 6	4 4	4 6	4 4	5 6	2 5	4 6	2 4	4 4	4 6	2 0	0 0	16.1 14.9		9.30 10.6 9.20	14.300 14.040	39.700 48.740	88.440
8.	DIETZEL Sally	 SUI	2002	2 8	2	2	3	4	6	2	1	3	6	2 0	0	16.7 1.2		9.30 1.5 0.80	14.285 1.495	40.285 4.995	45.280

Generated by [sporttech.io](http://sporttech.io) official scoring system at **Sep 24, 2017 11:19:52 AM**. Live results at [www.sporttech.io/explore](http://www.sporttech.io/explore).



Juniorenländerkampf Schweiz-Deutschland *Event subtitle*  
 Synchronised trampoline — Synchron Jugendturner/innen — Qualification









				S1	S2	S3	S4	S5	S6	S7	S8	S9	S10	L	A	E	D	H	Synchro	Total	Score	
1.	BAUMANN	Isabel		2001	0	1.0	0	1.0	1.5	1.5	1.5	2.0	1.0	2.0	0	0	8.85		9.75	18.18	36.780	80.840
	BUCHHOLZ	Charmaine		2000	0.5	1.0	1.0	1.0	0.5	2.0	2.0	0.5	1.5	1.5	0.5	0	8.80	6.8	9.70	18.76	44.060	
2.	RÖSLER	Manuel		2002	0	0.5	1.5	1.0	1.0	0.5	2.0	2.5	0.5	1.0	0.5	0	8.90		9.40	18.94	37.240	79.030
	BUBNER	Jacob		2002	1.0	0.5	1.0	1.0	1.0	1.0	2.0	2.5	2.0	3.0	1.5	0	8.35	7.2	9.30	16.94	41.790	
3.	DIETZEL	Sally		2002	0.5	1.0	1.0	2.0	2.0	3.0	1.5	0.5	1.5	2.5	1.0	0	8.35		9.45	16.70	34.500	75.610
	TEOLDI	Lisa		2000	1.0	1.0	1.0	1.5	2.0	3.0	2.0	0.5	1.5	2.5	1.0	0	8.30	5.8	9.35	17.66	41.110	
4.	BRUHIN	Loan		2001	0.5	0.5	0	1.0	1.0	0.5	1.0	2.0	1.5	2.0	0	0	9.00		9.60	18.60	37.200	67.700
	LACHAVANNE	Sébastien		2000	0.5	1.0	0	1.0	0.5	0.5	2.0					0	6.45	4.5	6.35	13.20	30.500	

Generated by [sporttech.io](http://sporttech.io) official scoring system at **Sep 24, 2017 11:23:22 AM**. Live results at [www.sporttech.io/explore](http://www.sporttech.io/explore).





Juniorenländerkampf Schweiz-Deutschland *Event subtitle*  
 Individual trampoline – Schüler/innen – Final

				S1	S2	S3	S4	S5	S6	S7	S8	S9	S10	L	A	E	D	H	Time	Total	Score	
1.	JURK	Clemens	 GER	2003	5	2	4	6	5	4	4	4	5	6	2	0	15.3	9.7	8.80	14.875	48.675	48.675
2.	IMLE	Vanessa	 GER	2004	4	4	4	4	4	6	4	4	4	5	0	0	15.7	8.6	9.70	14.485	48.485	48.485
3.	WYSS	Noa	 SUI	2004	6	6	4	4	4	3	6	3	6	6	2	0	15.0	9.0	9.10	14.580	47.680	47.680
4.	PAHL	Tim	 GER	2005	6	4	4	6	6	6	4	6	4	6	0	0	14.8	9.2	9.00	14.435	47.435	47.435
5.	ZIMMERHACKEL	Jana	 GER	2003	4	4	5	4	4	6	4	4	6	5	0	0	15.4	8.7	9.20	14.040	47.340	47.340
6.	BITTERLI	Lavinia	 SUI	2004	6	4	4	6	6	4	6	4	6	1	0	14.9	9.4	8.70	13.650	46.650	46.650	
7.	FREUND	Finnian	 SUI	2004	8	6	6	7	6	4	6	5	6	8	2	0	13.6	9.1	9.50	13.540	45.740	45.740
8.	ZBINDEN	Anja	 SUI	2004	8	6									0	2.6	1.9	2.60	4.070	11.170	11.170	

Generated by [sporttech.io](http://sporttech.io) official scoring system at **Sep 16, 2017 4:35:15 PM**. Live results at [www.sporttech.io/explore](http://www.sporttech.io/explore).



Juniorenländerkampf Schweiz-Deutschland *Event subtitle*  
 Individual trampoline – Schüler/innen – Qualification

				S1	S2	S3	S4	S5	S6	S7	S8	S9	S10	L	A	E	D	H	Time	Total	Score
1.	PAHL	Tim	2005	2	2	2	2	4	2	4	2	5	6	0	0	16.9		9.80	15.175	41.875	91.395
			GER	6	2	4	6	6	4	6	4	4	6	0	0	15.2	10.0	9.60	14.720	49.520	
2.	JURK	Clemens	2003	2	2	4	2	6	2	4	2	2	4	2	0	16.8		9.40	15.370	41.570	89.510
			GER	6	4	6	8	6	5	4	3	5	6	5	0	14.2	9.7	9.10	14.940	47.940	
3.	WYSS	Noa	2004	2	5	4	4	6	4	4	3	3	4	0	0	16.1		9.10	15.960	41.160	89.465
			SUI	6	4	4	4	4	3	4	4	7	6	2	0	15.2	9.0	9.30	14.805	48.305	
4.	IMLE	Vanessa	2004	2	2	2	4	6	4	2	4	4	4	0	0	16.6		9.70	14.975	41.275	88.850
			GER	4	5	5	6	5	6	4	4	4	4	0	0	15.3	8.6	9.50	14.175	47.575	
5.	ZIMMERHACKEL	Jana	2003	3	2	2	4	3	4	2	2	4	4	1	0	16.9		9.50	14.710	41.110	88.205
			GER	4	6	6	6	4	5	4	4	4	5	2	0	15.0	8.7	9.50	13.895	47.095	
6.	ZBINDEN	Anja	2004	0	2	2	4	4	4	4	2	2	4	0	0	17.2		9.20	13.920	40.320	87.800
			SUI	4	4	4	4	4	2	4	4	4	6	0	0	16.0	8.4	9.20	13.880	47.480	
7.	FREUND	Finnian	2004	3	6	5	4	6	4	6	5	6	6	1	0	14.8		9.40	13.810	38.010	82.160
			SUI	8	7	8	8	7	6	7	6	7	9	3	0	12.4	9.1	9.30	13.350	44.150	
8.	BITTERLI	Lavinia	2004	2	2	2	3	3	4	4	1	2	4	0	0	17.3		9.50	14.785	41.585	66.435
			SUI	2	2	4	4	5						0	8.3	4.7	4.60	7.250	24.850		

Generated by [sporttech.io](http://sporttech.io) official scoring system at **Sep 24, 2017 11:15:40 AM**. Live results at [www.sporttech.io/explore](http://www.sporttech.io/explore).



Juniorenländerkampf Schweiz-Deutschland *Event subtitle*  
 Synchronised trampoline — Synchron Schüler/innen — Qualification

				S1	S2	S3	S4	S5	S6	S7	S8	S9	S10	L	A	E	D	H	Synchro	Total	Score	
1.	PAHL	Tim		2005	1.0	1.5	1.0	1.5	2.0	1.5	2.0	1.0	1.0	2.0	1.0	0	8.45		9.55	16.30	34.300	77.840
	JURK	Clemens		2003	0.5	1.0	1.5	1.5	1.0	2.0	0.5	2.0	2.0	2.0	1.0	0	8.50	7.3	9.60	18.14	43.540	
			GER																			
2.	IMLE	Vanessa		2004	1.0	1.5	0.5	2.0	2.0	2.0	1.5	2.0	2.0	2.5	0.5	0	8.25		9.45	16.10	33.800	77.340
	ZIMMERHACKEL	Jana		2003	2.0	2.0	2.5	2.0	2.5	2.5	3.0	2.0	3.0	3.0	0	0	7.55	8.0	9.85	18.14	43.540	
			GER																			
3.	BITTERLI	Lavinia		2004	0.5	1.0	1.5	2.0	1.5	2.0	1.0	1.0	1.5	2.0	0	0	8.60		9.35	18.44	36.390	75.690
	ZBINDEN	Anja		2004	0	1.0	1.0	1.5	2.0	2.0	2.5	2.0	3.0	0	0	8.30	6.5	9.30	15.20	39.300		
			SUI																			
4.	FREUND	Finnian		2004	1.5	2.0	2.0	2.0	1.5	2.5	2.5	2.0	2.0	3.0	0.5	0	7.85		9.70	15.94	33.490	71.280
	WYSS	Noa		2004	2.0	2.5	2.5	3.0	2.5	2.5	2.5	2.0	2.0	3.0	1.0	0	7.45	5.5	9.50	15.34	37.790	
			SUI																			

Generated by [sporttech.io](http://sporttech.io) official scoring system at **Sep 24, 2017 11:24:22 AM**. Live results at [www.sporttech.io/explore](http://www.sporttech.io/explore).

# JUNIORENLÄNDERKAMPF SUI-GER

Tissot Velodrome Grenchen

21.10.2017

			Turner 1	Turner 2	Turner 3	Turner 4	Total	Total Team
<b>Schüler</b>	1st	SUI	40.320	41.585	38.010	41.160	123.065	403.070
	2nd	SUI	47.480	24.850	44.150	48.305	139.935	
	Final	SUI	11.170	46.650	45.740	47.680	140.070	
	1st	GER	41.275	41.110	41.875	41.570	124.720	414.350
	2nd	GER	47.575	47.095	49.520	47.940	145.035	
	Final	GER	48.485	47.340	47.435	48.675	144.595	

			Turner 1	Turner 2	Turner 3	Turner 4	Total	Total Team
<b>Jugendturner</b>	1st	SUI	40.285	39.700	44.030	44.680	128.995	436.415
	2nd	SUI	4.995	48.740	55.225	51.510	155.475	
	Final	SUI	45.645	45.645	53.575	52.725	151.945	
	1st	GER	43.275	43.150	43.350	42.675	129.775	433.670
	2nd	GER	49.555	49.235	51.425	50.520	151.500	
	Final	GER	32.240	49.965	51.480	50.950	152.395	

			Paar 1	Paar 2	Total	Total Team
<b>Syn Schüler</b>	1st	SUI	36.390	33.490	36.390	75.690
	2nd	SUI	39.300	37.790	39.300	
	Final	SUI	0.000	0.000	0.000	
	1st	GER	33.800	34.300	34.300	77.840
	2nd	GER	43.540	43.540	43.540	
	Final	GER	0.000	0.000	0.000	

			Paar 1	Paar 2	Total	Total Team
<b>Syn Jugend</b>	1st	SUI	34.500	37.200	37.200	78.310
	2nd	SUI	41.110	30.500	41.110	
	Final	SUI	0.000	0.000	0.000	
	1st	GER	36.780	37.240	37.240	81.300
	2nd	GER	44.060	41.790	44.060	
	Final	GER	0.000	0.000	0.000	

## Gesamttotal

SCHWEIZ **993.485**

DEUTSCHLAND **1'007.160**